

Dualit®



TOASTERS & KETTLES | TEA & COFFEE | FOOD PREP | CATERING

Dualit®

2019

Welcome _____	05
History _____	06
Design & Engineering _____	08

WHAT'S NEW

New Neutrals Kettles _____	16
Kit Miles Toaster & Kettle _____	30
Bean to Go _____	54
CaféPro _____	92

PRODUCTS

TOASTERS & KETTLES _____	10
Classic Toasters _____	12
Classic Kettle _____	22
Domus Toasters _____	24
Domus Kettle _____	24
Architect Toasters _____	28
Architect Kettle _____	28
Lite Toasters _____	32
Jug Kettles _____	34
Dome Kettles _____	35
Studio Toasters _____	36
Studio Kettle _____	37
TEA & COFFEE _____	40
NX® Coffee Capsules _____	42
Compostable Coffee Capsules _____	46
Fine Tea Capsules _____	48
ESE Coffee Pods _____	51

BEVERAGE MACHINES _____	52
Bean to Go Machine _____	54
Espress-Auto Coffee & Tea Machine _____	58
Coffee Machine _____	61
Café Cino Capsule Machine _____	62
Café Plus Capsule Machine _____	64
Coffee Percolator _____	65
Cafetière _____	66
Milk Frother _____	66
Coffee Grinder _____	68
OSCAR Bags and Kilrock Descaler _____	68
Cino Milk Steamer _____	69
Barista Tools _____	69
FOOD PREP _____	72
Blender _____	74
Juicer _____	76
Hand Blender _____	78
Hand Mixer _____	80
Mini Oven _____	83
CATERING _____	86
Classic Toasters _____	88
Catering Pop-up Toaster _____	90
Conveyor Toaster _____	91
CaféPro _____	92
Contact Grills _____	94
Griddle _____	94
Contact Toaster _____	95
Waffle Iron _____	95
Soup Kettles _____	96
Cino Milk Steamer _____	97

NEW

NEW PRODUCTS FOR 2019

16

NEW

NEW NEUTRALS
KETTLES



30

KIT MILES

NEW





NEW 54
BEAN TO GO
Coffee Machine



NEW 92
CAFÉPRO
Capsule Machine

WELCOME

Dualit has always designed products with the aim of making them as durable and long lasting as possible. In our view, this is simply the hallmark of a good quality product. However, we know that our customers are thinking more and more about the environmental impact of their purchases. On page 9 we talk a little more about reducing waste and designing products for longevity.

Take a look at one of newest products, the Bean to Go machine on page 54. This is Dualit's first bean to cup machine and as well as making an impressive cup of coffee, it is significantly smaller than others on the market and won't take hours to master.

New for 2019 is the CaféPro Capsule Machine, see page 92. If you run a small business and want to have good quality coffee available to your customers or staff, CaféPro is the answer. It makes up to 100 coffees a day using capsules, has a milk frother to help make a menu of drinks and doesn't need plumbing in.

We have enjoyed designing and manufacturing more innovative products that add style to your kitchen, we do hope you enjoy browsing our range of products and find just what you are looking for!



Leslie Gort-Barten



Alex Gort-Barten

YEAR IN, YEAR OUT

We've been manufacturing catering equipment in the UK since 1945. Here's our story...

INVENTION IS IN THE GENES

Founder Max Gort-Barten's first product, a dual-light electric fire, inspired the Dualit name. His flip-sided toaster was patented in 1946.

1940s



COMMERCIAL SUPERSTAR

By the 1960s the company was in new premises on the Old Kent Road, London. The commercial toaster was already well-established in catering circles.

1960s



1950s

A CLASSIC IS BORN

In 1952 he designed a new commercial six-slot toaster which bears a significant resemblance to today's Classic Toaster.



1970s

FROM CHEFS TO CONSUMERS

The 70s saw the commercial toaster move into mainstream consumer markets.

EXPLOSION IN DEMAND

Enhanced versions of the original toaster had now gone worldwide, and sales quadrupled overnight. Dualit started to broaden its horizons and move into new products.

1980s



NEW PREMISES, NEW PRODUCTS

The company outgrew its home in the Old Kent Road, and moved to West Sussex. The product range extended to blenders and Lite toasters.

2000s



1990s

INNOVATION AND AWARDS

In the 90s, product launches and awards came thick and fast, and the new patented ProHeat® element won Dualit a Millennium award.



2010s

THE FUTURE LOOKS BRIGHT

Dualit invested in a capsule production facility to manufacture a range of Nespresso® compatible* coffee and tea capsules and continues to launch exciting new products.

*Suitable for Nespresso® drop through capsule machines, excluding professional machines and 'built-in' models. Nespresso® trademark is owned by Société des Produits Nestlé S.A.

BRITISH DESIGN & ENGINEERING

The spirit of innovation is the Dualit keystone. Since 1945, we've ceaselessly invented, created and pushed boundaries. We've never stopped listening to our customers and our aim to bring you products that combine reliability, performance and enduring design is unchanged. Every step of our manufacturing process must pass through our stringent quality control measures. Our products are built to last and we take great care to ensure that they do.

“ The Classic Toaster has become one of Britain's most recognisable kitchen essentials because through its development we make sure it delivers on the three most important factors for customers; style, technology and practicality. ”


*Leslie Gort-Barten
Managing Director*

SMALL DETAILS MAKE A BIG DIFFERENCE

We're proud of our in-house research and development team and extensive engineering expertise. We want to offer our customers something they can't find anywhere else and we spend years refining the details to make your kitchen a happier place to cook. We believe in our designs and have an increasing list of patents to show that our products are truly unrivalled.

PATENTED FEATURES

Constant product innovation is not only the key to Dualit's success but it's what inspires us. A patent protects an invention, preventing anyone else from reproducing, using or selling what we have worked hard to achieve, keeping it uniquely Dualit.



DESIGN FOR DISASSEMBLY

Dualit products are designed to work well for a long time. We develop our own life testing programmes that test products for much longer than the life expectancy and in much harsher conditions. But a product will eventually come to the end of its life cycle and good engineering involves making it easy to disassemble so it can either be repaired or easily taken apart, allowing the components to be recycled. We aim to leave as little waste as possible.

Dualit products that can be repaired or have replacement parts available include the Classic

Toaster, Classic Kettle, Hand Blender, Hand Mixer and some coffee machines. Replacement attachments and accessories are also available for many products, adding to their longevity.

If products are returned to us that have reached the end of their lifecycle, we disassemble them so various materials can be recycled, including:

- Steel
- Stainless steel
- Aluminium
- Power cords



Great British breakfasts

TOASTER & KETTLE COLLECTION

Breakfast is the most important meal of the day so Dualit offer five toaster and kettle collections to suit a range of style preferences and requirements. Following the launch of the New Neutrals Classic Toaster collection, Classic Kettles in matching shades are now available to buy from our website.



The groundbreaking Classic Kettle has a patented replaceable element, Whisper Boil™ and anti-wobble base for a kettle that really lasts. The Classic Toaster is fitted with a patented armour-plated replaceable Proheat® element and is the perfect partner for the Classic Kettle.



Polished



Copper

Classic

TOASTER & KETTLE



SINCE

1945

THE RANGE



2 slot toaster



3 slot toaster



4 slot toaster



6 slot toaster



Combi 2+1*



Combi 2x2*

* Includes sandwich cage 13

PATENTED

- Patented ProHeat® elements
- Patented adjustable slots to accommodate sandwich cages
- Patented adjustable rear foot
- Patented Thermal Protection Device


CONTROL

- Energy-efficient slot selector control allows you to only toast what you need
- Mechanical timer allows you to control your browning preferences
- Defrost setting gently warms frozen bread ready for toasting



VERSATILE

- Removable crumb tray
- Extra wide 28mm slots
- Signature Dualit styling
- Optional Sandwich Cage
- Optional Warming Rack



Sold separately

MANUAL EJECTOR

- Manually operated ejector lever lets you check bread whilst toasting
- Keep bread warm in the toaster until you are ready for breakfast



watch the video at
DUALIT.COM/CLASSIC-TOASTERS




ENVIRONMENTALLY RESPONSIBLE:

Fully repairable or replaceable parts for a toaster that will last a lifetime.

Handmade IN THE UK

We are proud that every Classic Toaster is hand-made in the UK by our skilled craftsmen. Quality and attention to detail are paramount, which is why each toaster features the assembler's name on the base plate.



PATENTED **PROHEAT**®

ELEMENTS

PROTECTIVE COVERING:

The durable protective film keeps the filaments clean and makes our ProHeat® elements virtually unbreakable.

EVEN TOASTING:

No element has as many 'winds per square cm' as Dualit's ProHeat® element – this makes for the most evenly toasted bread.

REPLACEABLE ELEMENTS:

ProHeat® elements are replaceable to ensure minimal disruption to service.



New Neutrals

Dualit has been working with leading global colour and trend forecaster, Anna Starmer to create a new range of colours for the iconic Classic Toaster. Four colours, delicate tints, perfectly matched. Colours are curated from collections. Found objects and treasured items are preserved, to inspire new shades and surfaces. Walking in Sussex, trailing through antique markets, searching out new and old. From a pebble found on the beach, to a hand crafted Japanese paper bowl, we discover inspiration all around us.

Porcelain, Feather, Shadow, Powder; four gentle colours, a new neutral palette.



Porcelain

Inspired by morning light. This is a fragile white, with a chalky matte finish, soft, alluring and timeless.





Shadow

Surround yourself with comforting layers of greys shadow upon shadow.





Image credit to Anna Starmer

Feather

Palest feather grey is enduring, beautiful like a perfectly still grey day, clouded yet infinite.



18 Classic Kettle available exclusively from dualit.com



Colours correct at time of print



Image credit to Anna Starmer

Powder

This is the most delicate shade of pink, a tint, a blush, a hint of colour.



Add a splash of colour to your kitchen! Our palette of Classic Toaster colours range from bold accents and sophisticated metallics to calm pastels. Whatever your preference, we've got the hue for you!



Limited stock available exclusively from www.dualit.com



Polished



Copper



Brass



Metallic Charcoal



Matt Black



Clay



Utility Cream



Mint Green



Petal Pink



Metallic Silver



Glacier Blue



Red



White



Rose Gold



MASTER YOUR TOASTING SKILLS WITH DUALIT'S SANDWICH CAGE (optional extra)

Toasted sandwiches are best made with the help of a Dualit Sandwich Cage - they keep the filling where it should be and give the bread a good crunch! It is also ideal for toasting smaller items such as crumpets, muffins, waffles, teacakes and even homemade garlic bread.



APPLE, BANANA AND CINNAMON BRIOCHE TOASTIE

Makes 4 toasties

- 8 slices of brioche loaf
- 2 Apples
- 1 Banana
- Juice of 1 lemon
- 2 teaspoons of ground cinnamon
- Icing sugar to dust



1. Peel and core the apples then slice into large chunks.
2. Peel and slice the banana.
3. Blend the apple, banana, cinnamon and lemon juice for 10-20 seconds to form the toastie filling (the mixture does not need to be completely smooth).
4. Take one slice of brioche and place on the sandwich cage, spread with a generous amount of the mixture.
5. Cover with a second slice of brioche, close the cage and place in the toaster.
6. Toast for 2 mins or until golden brown. Remove from the toaster and sift icing sugar over the toastie.

Classic

KETTLE

The Classic Kettle combines the latest patented innovations with quality and attention to detail to add a stylish statement to any kitchen.



watch the video at
DUALIT.COM/CLASSIC-KETTLE

STYLE & SUBSTANCE



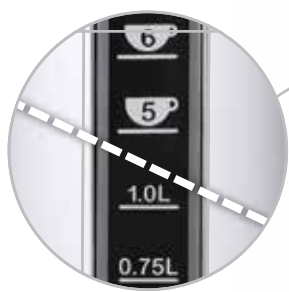
NON-DRIP SPOUT

Precision engineered spout prevents water dripping onto your kettle or work surface



DURABLE HINGED LID

For our trademark longevity and reliability, with heatproof ring and finger guard



DUAL BPA FREE WINDOWS

One side measures water in cups, the other in litres



ERGONOMIC SILICON GRIP HANDLE

High quality stainless steel with a silicon grip for comfort

PATENTED INNOVATIONS

REPAIRABLE ELEMENT:

Fitted with a revolutionary patented replaceable element

WHISPER BOIL™:

Awarded the Quiet Mark for its low volume boiling

ANTI-WOBBLE FOOT:

For increased stability on work surfaces while boiling



domus™

Make your kitchen the heart of your home with the Domus range. With curvaceous lines, a satisfyingly symmetrical design and premium polished, stainless steel body the new Domus Toasters and Kettles offer exceptional quality and performance. Meticulously designed so every detail fulfils a purpose, aesthetically and functionally.



watch the video at
[DUALIT.COM/DOMUS](https://dualit.com/domus)



domus™

TOASTERS



TOASTS TO THE EDGE:

Extra big slots that hold large slices of bread up to 14cm long, including 'toastie' style loaves.

When placed sideways in the slots.

PATENTED CLIMATE-SENSING CYCLE:

Calculates the temperature of your toaster and surroundings to derive the precise toasting time.

PATENTED PEEK & POP®:

Check on your toast without interrupting the timer.



Sold separately



domus™

1.5L KETTLE

PATENTED SURE POUR®:

Unique and smooth pouring action with anti-drip spout.

RAPID BOIL:

Powerful element brings water to boiling point super fast.

DUAL MEASURING WINDOWS:

One side features a cup level indicator, while the other side measures water in litres.





MAKE YOUR KITCHEN
THE HEART OF
YOUR HOME

Dualit

ARCHITECT

The Architect range offers a design classic for contemporary demands. Blending the technical, the practical and the aesthetic. Available with interchangeable panels.



“Quiet, doesn’t waste energy, good limescale filter”
Which?

ARCHITECT

TOASTERS

PATENTED PEEK & POP®:

Check on your toast by manually lifting the lever, without interrupting the toasting cycle.

BAGEL & DEFROST:

Tackles bagels or buns effortlessly and defrosts straight from the freezer.

EXTRA WIDE SLOTS:

36mm slots accommodate thicker slices and tasty toasties with the Sandwich Cage.



Sold separately



It's easy to transform your Architect. Watch the video to inspire your next colour combination.

DUALIT.COM/ARCHITECT

ARCHITECT

1.5L KETTLE

PATENTED PURE POUR® SPOUT:

Unique drip resistant pouring prevents any water from dripping onto your kettle or work surface.

RAPID BOIL:

Our powerful 2.3kW element brings water to boiling point super fast.

ILLUMINATED WINDOW:

Our cup level indicator window lights up a deliciously cool blue whilst boiling.



ARCHITECT

INTERCHANGEABLE
COLOUR PANELS



WHAT'S YOUR COLOUR?

The Architect range offers no-compromise quality, flexibility and style. Select and swap shades for your toaster and kettle according to your mood. For house moves, renovations, or even just your latest colour craving. All panels exclusive to dualit.com





KITMILES



NEW



bluebellgray





Boasting Dualit's signature style, the Lite Toaster is thoughtfully designed from the automatic pop up, to the removable crumb tray.



watch the video at
DUALIT.COM/LITE

LITE

TOASTERS



PATENTED PERFECT TOAST TECHNOLOGY:

Calculates each variable of your toaster, from room and toaster temperature to how many slices it has toasted or how long it has had to cool for perfectly consistent, golden brown toast every time. Dualit's Perfect Toast Technology is the ultimate in precision control.



PATENTED PEEK & POP®:

Check on your toast by manually lifting the lever during the toasting cycle, then drop it back down, without interrupting the timer.



EXTRA WIDE SLOTS:

36mm slots accommodate thicker slices and terrific toasties with the Sandwich Cage

HIGH LIFT MECHANISM

BAGEL & DEFROST:

Tackles bagels or buns effortlessly and defrosts straight from the freezer.



Sold separately





RAPID BOIL

The super-fast element delivers your morning brew with no delay, complete with a boil-dry safety feature.

SPILL FREE SPOUT

Every Dualit kettle has a specially designed spout, with contours that ensure spills are a thing of the past.

LITE

KETTLES

As stylish as it is functional, Dualit's Lite Jug Kettle offers an easy to use, upright format kettle with a smooth pouring action. With handy measuring windows in cups and litres, you'll always boil just the right amount, even down to just one cup and the powerful element ensures it will boil quickly.



1.0L Jug Kettle



1.5L Jug Kettle

DOME

KETTLES

Dualit's Dome Kettle offers a traditional kettle shape with truly modern functionality. Styled in sleek stainless steel, with chrome panels on the heatproof ergonomic handle and sturdy base, it also has useful cup size indicators to ensure you boil no more than is required.



1.7L Dome Kettle



2.0L Dome Kettle

STUDI^o


•••• BY DUALIT ••••

TOASTERS

Crunchy, golden-brown toast made in a toaster that as well as being functional and easy to use, will appeal to those who like the most on-trend appliances in their kitchen.




watch the video at
DUALIT.COM/STUDIO



CRUNCH TEST APPROVED:

Consistently golden brown toast is a must and each toaster must pass Dualit's famous 'Crunch Test' to ensure the toast it produces is crunchy on the outside, soft and fluffy on the inside.



STUDIO[®]

.... BY DUALIT

1.5 L KETTLE

Featuring revolutionary, patented Sure Pour™ together with a modern style that observes the latest interior design trends. Dual measuring windows in both cups and litres help you to save energy by boiling only the water you need. Dualit are experts at making kettles and the Studio by Dualit[®] Kettle is no exception.



watch the video at
DUALIT.COM/STUDIO



“In fact it has so many plus points that we’ve made it a Best Buy.”
Which?

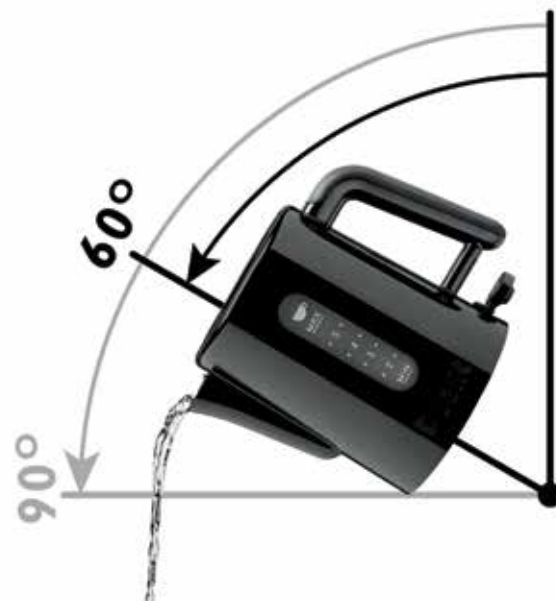


PATENTED SURE POUR:

This revolutionary feature combines an easy-grip handle, precision engineered non-drip spout and lightweight polymer construction with low pouring angle ideal for anyone looking for a kettle that is easy to handle.

NEUTRAL WRIST ACTION:

A reduced pouring angle of just 60° compared to a market maximum of 92°.



CLASSIC
TOASTERS & KETTLES



DOMUS
TOASTERS & KETTLES



CHOOSE YOUR TOASTER

	Capacity	Power (kW)	Dimensions WxDxH (cm)	Weight (Kg)	Slices per hour
CLASSIC	2 slot	1.2	26 x 21 x 22	3.5	80
	3 slot	1.7	31 x 21 x 22	4.0	120
	4 slot	2.2	36 x 21 x 22	4.2	160
	6 slot	3.0	46 x 21 x 22	5.1	240
	Combi 2+1	1.7	31 x 21 x 22	4.0	120
	Combi 2x2	2.2	36 x 21 x 22	4.5	160
DOMUS	2 slot	1.2	29 x 18 x 21	2.2	60
	4 slot	2.3	29 x 29 x 21	3.3	100
ARCHITECT	2 slot	1.2	29 x 17 x 21	2.0	60
	4 slot	2.2	29 x 28 x 21	3.2	120
LITE	2 slot	1.1	17 x 27 x 20	1.7	60
	4 slot	2.0	28 x 31 x 20	2.6	120
	2 slot long	2.0	17 x 40 x 20	2.5	120
STUDIO	2 slot	1.2	18 x 27 x 20	1.5	50

CHOOSE YOUR KETTLE

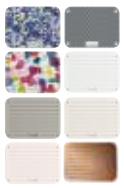
	Capacity (Litre)	Power (kW)	Dimensions WxDxH (cm)	Weight (Kg)	Output per hour (Litre)
CLASSIC	1.7	3.0	24 x 15 x 28	1.6	26
DOMUS	1.5	3.0	24 x 16 x 23	1.3	26
ARCHITECT	1.5	2.3	22 x 14 x 24	1.4	25
LITE	1.0	2.0	20 x 16 x 23	0.9	15
	1.5	2.3*	25 x 18 x 22	1.3	22
DOME	1.7	3.0	25 x 21 x 26	1.3	25
	2.0	3.0	25 x 21 x 28	1.3	29
STUDIO	1.5	2.4	25 x 16 x 22	1.0	21

* 3kW Jug Kettle also available

ARCHITECT
TOASTERS & KETTLES

LITE
TOASTERS & KETTLES

STUDIO
TOASTERS & KETTLES



Proheat elements	Replaceable parts	All metal body	Concealed crumb tray	Peek & Pop®	Defrost setting	Bagel setting	Accessories (optional extra)
●	●	●	●	●	●	NewGen	Sandwich Cage Warming Rack
●	●	●	●	●	●	○	
●	●	●	●	●	●	NewGen	1x Sandwich Cage (included) Warming Rack
●	●	●	●	●	●	○	
●	●	●	●	●	●	○	2x Sandwich Cage (included) Warming Rack
○	○	○	●	●	●	●	Sandwich Cage
○	○	○	●	●	●	●	
○	○	○	●	●	●	●	Sandwich Cage colour panels
○	○	○	●	●	●	●	
○	○	○	●	●	●	●	Sandwich Cage
○	○	○	●	●	●	●	
○	○	○	●	●	●	●	Warming Rack (included)
○	○	○	●	○	●	○	-

Rapid boil	Boil dry	Water filter	Cup level indicators	Non drip spout	Concealed element	Illuminated window	Accessories (optional extra)
●	●	●	●	●	●	○	-
●	●	●	●	●	●	●	-
●	●	●	●	●	●	●	Colour panels
●	●	●	●	●	●	○	-
●	●	●	●	●	●	○	
●	●	●	●	●	●	○	
●	●	●	●	●	●	○	
●	●	●	●	●	●	○	-

● Yes ○ No

Products and colours correct at time of print



THE EXCEPTIONAL TASTE *of quality*

TEA & COFFEE COLLECTION

DUALIT & NESPRESSO® COMPATIBLE*

Our coffees and teas deliver exceptional taste to suit anyone and for every occasion. Our patented capsules and ESE pods provide the perfect solution for mess free convenience, delivering great taste in seconds. Dualit's capsules and pods are sealed with premium coffee beans and tea leaves from around the world.

THE ART OF *exceptional capsules*

DUALIT & NESPRESSO® COMPATIBLE*



PRIVATE LABEL

Dualit manufactures capsules in the UK for private label requirements for many well-known retailers. Offering own label manufacturing capabilities allows Dualit to be able to advise retailers of any associated risks and protect against legal action. Manufacturing capsules onsite means Dualit engineers and production can react rapidly to Nespresso®* technical advances, increased demand and product development, that can only run and be tested on production machinery.



Watch our 'how it's made' video at:
[DUALIT.COM/CAPSULES](https://dualit.com/capsules)

EXPERTISE

from bean to pod



BEANS

Dualit work with coffee Q Graders and taste panellists to select premium Arabica and Robusta coffee beans from the world's finest growing regions to deliver a luxurious tasting coffee. We source Fairtrade certified coffee from 100% Fairtrade producers to ensure ethical trading and sustainability.



ROASTING

Our master roasters unlock the aromas and flavours of our green beans by roasting them to perfection. Using state of the art roasters, we can ensure the beans are profiled flawlessly. The beans at this point take on that beautiful fragrance of fresh roasted coffee, that we all know and love.



GRINDING

The grind size is very important to ensure the capsule delivers that indulgent espresso. Our team of engineers test grind sizes to ensure consistency of flow to guarantee the grounds are the perfect size enabling the espresso to flow seamlessly at the touch of a button.



ENCAPSULATING

Dualit has over 5 years experience of encapsulating coffee, investing millions in machinery for our capsule production facility in West Sussex, UK. Encapsulating is a complex combination of engineering, art and science. Coffee capsules offer a fast and convenient way of making coffee; a pre-portioned, pre-tamped serving of ground coffee enclosed in a capsule that can be recycled after use. Using the freshest coffee that has been roasted, ground and encapsulated in quick succession, our pods keep the coffee totally protected from damage and oxidation, allowing Dualit to achieve espresso perfection.



THE ESPRESSO

The proof is in the pudding or in our case coffee! Try our velvety, crema topped, luxurious espresso and get lost in our coffee journey.



INNOVATION

Dualit's Nespresso® compatible* range of award winning Fairtrade coffee capsules and tea pods are recyclable! We understand the importance of recyclability and sustainability and we were one of the first companies to launch compostable capsules; our environmentally friendly Biopod® is a great addition to our range.



Intense

ESPRESSO

Our strong and full bodied Intense Espresso has notes of roasted nuts, molasses and an indulgent dark chocolate finish.

STRENGTH: 10		DARK ROAST	
RISTRETTO	ESPRESSO	CAPPUCCINO	LATTE



Classic

ESPRESSO

Our dark, yet balanced Classic Espresso has notes of roasted nuts and honey with a gentle bitterness and generous, sweet chocolate finish.

STRENGTH: 9		MEDIUM-DARK ROAST	
RISTRETTO	ESPRESSO	CAPPUCCINO	LATTE



Lungo

AMERICANO



Our medium strength Lungo is perfect for an espresso or Americano, exuding notes of rich cereal, treacle and a dried fruit finish.

STRENGTH: 7

MEDIUM ROAST



ESPRESSO



LUNGO



AMERICANO



LATTE



Decaf

ESPRESSO

Our Decaf Espresso delivers delicate strength with notes of sweet, nutty caramel and soft citrus sharpness.

STRENGTH: 6

MEDIUM ROAST



ESPRESSO



AMERICANO



CAPPUCCINO



LATTE





COMPOSTABLE CAPSULES

HONOURABLE ESPRESSO

Helping the environment one espresso at a time with our compostable capsules, the newest member of the Dualit and Nespresso® compatible* club is the BIOPOD®. The capsules are made from natural materials and can be broken down through composting†. Discover the premium quality, rich flavours and enticing aromas of two single origin coffees in an environmentally friendly capsule.



watch the video at DUALIT.COM/CAPSULES




MADE IN UK

*Suitable for industrial composting though authorised food waste collection schemes.

Indian

MONSOON



Sourced from small community co-operative farms in Southern India, where profits are reinvested back into the community. Uniquely intense with notes of fresh toast, treacle and dark cocoa with a subtle spicy finish.

STRENGTH: 9		DARK ROAST	
			
RISTRETTO	ESPRESSO	CAPPUCCINO	LATTE
SINGLE ORIGIN			



Sumatra

MANDHELING

Sourced from small farms in the Gayo Highlands of Sumatra. This 100% Arabica coffee is full bodied yet creamy, with notes of velvety milk chocolate, tropical fruits and a malty sweet finish.

STRENGTH: 8		MEDIUM ROAST	
			
RISTRETTO	ESPRESSO	CAPPUCCINO	LATTE
SINGLE ORIGIN			



Dualit®

Fine Tea

DUALIT AND NESPRESSO® COMPATIBLE* CAPSULES

Introducing our revolutionary, multi-patented tea capsules. Dualit and Nespresso® machine owners can finally enjoy a range of exceptional tea blends and infusions sourced from the finest gardens. Dualit's taste-boosting breakthrough extracts an explosion of flavour in seconds due to patented capsule technology.

Enjoy tea in seconds; mess-free and perfect everytime.



MADE IN UK



watch the video at
DUALIT.COM/TEA

TEAVOLUTION™:

Patented technology releases the finest flavour from the tea leaves and reduces brew time by up to 90%. Experience tea like you've never tasted it before.

CHOICE & CONVENIENCE:

Enjoy a range of premium tea blends and infusions in the mess-free convenience of a capsule.

PERFECTION IN A CUP:

Patented microfiltration gives an exceptional taste and unsurpassed clarity. Each capsule has a peel off lid to protect the filter.

ENGLISH BREAKFAST:

Exceptionally luxurious & smooth tea, brewed in seconds

Hand plucked unique blend from the highlands alongside the East African Rift Valley. Awaken your senses with its bright golden colour, exceptionally luxurious and smooth taste.



EARL GREY:

Quintessentially refreshing & elegant tea, brewed in seconds

The quintessential British premium blend of black tea; a delicately flavoured, distinctive yet aromatic flavour with zesty bergamot. This is a refreshing and elegant tea that can be drunk with or without milk. The perfect blend for an indulgent afternoon tea.



GREEN TEA:

Naturally pure & delicious tea, brewed in seconds

Experience the remarkable freshness of our Green Tea. This light, smooth, clean-tasting tea is rich in antioxidants. High quality, hand plucked and non-fermented leaves give a superior flavour.



BLACKCURRANT INFUSION:

Irresistible & velvety fruit explosion, brewed in seconds

An irresistible, velvety infusion bursting with lively fruit flavours, which is naturally caffeine free. Gentle pressure extracts a mouth-watering explosion of sumptuous blackcurrants, hibiscus, rosehips and blackberry leaves, with a hint of liquorice.



PEPPERMINT INFUSION:

Refreshingly soothing & uplifting, brewed in seconds

A classic digestif known for its revitalising benefits and naturally caffeine free. Made from 100% peppermint leaves, this is both soothing and uplifting with unparalleled freshness.



COFFEE MENU



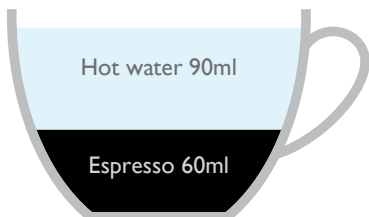
Espresso
35ml

ESPRESSO



Espresso
50-100ml

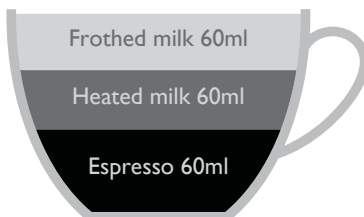
LUNGO



Hot water 90ml

Espresso 60ml

CAFFÈ AMERICANO

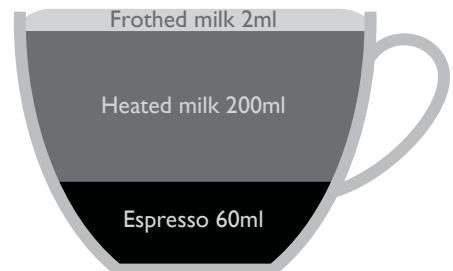


Frothed milk 60ml

Heated milk 60ml

Espresso 60ml

CAPPUCCINO



Frothed milk 2ml

Heated milk 200ml

Espresso 60ml

CAFFÈ LATTE

WHERE TO BUY CAPSULES

Visit [DUALIT.COM/STOCKISTS](https://dualit.com/stockists)
Or order direct from: [DUALIT.COM/ORDER](https://dualit.com/order)



Dualit®
CAFÉ
CLUB

- PREMIUM QUALITY • EXCEPTIONAL TASTE •
- OUTSTANDING VALUE •



SIP YOUR WAY TO FREE CAPSULES
JOIN: [DUALIT.COM/CAFECUB](https://dualit.com/cafeclub)



COFFEE PODS

Each ESE Pod is perfectly dosed and tamped with 7g of freshly roasted ground coffee, carefully enclosed in filter paper. Mess free and easy to use, enjoy the smooth taste and rich aroma of an unmistakable espresso.



MADE IN UK



FOR DUALIT & ALL ESE COMPATIBLE MACHINES



**MILANO DARK ROAST:
STRENGTH 5**
Prepared from a pure blend of Arabicas. Milano Dark Roast provides a shot of intense flavour.



**PARISIENNE EVENING BLEND:
STRENGTH 3**
A well-balanced after dinner coffee, combining only the finest Arabica and Robusta beans. Perfect for rounding off an evening's entertaining.



**SIGNATURE ESPRESSO:
STRENGTH 4**
For the perfect espresso, combining Arabica beans with just a touch of Robusta. Signature Espresso is a strong bodied and delicious, liquid velvet coffee.



**SMOOTH DECAF:
STRENGTH 3**
This blend of decaffeinated Arabica and Robusta beans combine to create a luxuriously silky coffee that can be enjoyed at any time of the day.



**NEW YORK BREAKFAST BLEND:
STRENGTH 4**
Perfect for that first morning coffee, New York Breakfast Blend is a medium dark roast made from 100% Arabica beans.



espress-aut

Qualite

Coffee shop IN YOUR KITCHEN

BEVERAGE MACHINE COLLECTION

Our range of coffee machines, coffee makers and accessories now includes Dualit's first ever bean to cup machine, Bean to Go! Whether you want to whip up a latte in a hurry or take your time to enjoy a leisurely brew, browse our products to find the right machine for you.



NEW

Bean to Go

COFFEE MACHINE

Create your coffee shop favourites at home at the touch of a button with Dualit's Bean to Go Machine. The built-in coffee grinder grinds your beans just before extraction, then the infuser mixes the ground coffee with just the right amount of water to release its full aroma, ensuring fresh, authentic coffee.

PERFECTLY TEXTURISED MILK:

Create hot and frothed milk for a menu of coffee drinks and even hot chocolate with the simple and easy to use steaming wand.

FAST AND EFFICIENT:

With a 40 second start-up 'Speed' mode for a faster grind to extraction cycle and 'one touch' buttons for selecting drinks, achieving professional standard coffee is easier and faster than ever.

EASY TO CLEAN:

Removable drip trays, grind container and infuser makes cleaning easy. An auto-flush and descale function will help keep your machine working at its best.

SPECIFICATION

- Five adjustable grind settings
- Espresso, lungo and double shot options
- Double shot button grinds & extracts twice
- Pre-brewing infusion
- Steam wand froths milk & dispenses hot water
- Fast, powerful thermobloc heating system
- Stylish, compact design
- Speed Mode and energy saving ECO Mode
- Buttons can be operated with wet hands
- Adjustable coffee nozzle
- Programmable dosing memory
- Auto-flushes before every use
- Sealed bean hopper to lock in flavour
- Descale function with warning light
- 1.2L water tank
- 1235-1470W
- 19 bar pump



watch the video at
DUALIT.COM/BEANTOGO



espress-auto™

COFFEE & TEA MACHINE

TEAVOLUTION™ :

Dedicated tea button that boosts the water to optimum brewing temperature for those who like it extra hot.

EXTRACTS AT THE TOUCH OF A BUTTON:

Intuitive beverage machine with automatic dose control. Your touch button barista also has a programmable dosing memory that recalls the size of your favourite cup.

TEMPERATURE ADJUSTMENT:

Manual temperature reduction option ideal for Dualit's Fine Green Tea or Infusions range.



watch the video at
DUALIT.COM/ESPRESS-AUTO





- Unique multi brew system (see page 61)
- Compatible with Nespresso® capsules when using the capsule piercer included
- Automatic dose control with programmable memory
- Temperature adjustment
- Patented Pure Pour®
- Thermobloc heating system
- 19 BAR pump
- Extra large 1.5L removable water reservoir
- Automatic temperature adjustment when switching from steam to extraction
- Extra height for larger cups
- Easy to clean milk frothing nozzle
- Cup warming plate
- Removable non-slip drip tray
- Stainless steel Frothing Jug included
- Teavolution™
- Auto off after 30 minutes

UNIQUE FEATURES FOR ESPRESSO-AUTO AND COFFEE MACHINE




**PATENTED
PURE POUR®:**
With Dualit's patented Pure Pour® technology, coffee connoisseurs become instant baristas. Watch the smooth streams of coffee create the perfect crema.

THERMOBLOC HEATING SYSTEM:

Works like a combi-boiler to provide hot water and steam on demand, for continuous cappuccinos. The result? Less waiting time, more drinking time.

 watch the video at DUALIT.COM/ESPRESSO-AUTO



Ground
coffee holder



Patented
capsule
holder



ESE coffee
pods holder



Capsule Piercer
Pierce Nespresso®* capsules
ready for use in your Dualit
machine.





Coffee

MACHINE

- Unique multi brew system
- Patented Pure Pour®
- Ultrafast thermobloc heating system - ready in only 45 seconds (approx)
- 15 BAR pump
- Extra large 1.5L removable water reservoir
- Automatic temperature adjustment when switching from steam to extraction
- Extra height for larger cups
- Easy to clean milk frothing nozzle
- Cup warming plate
- Removable non-slip drip tray



watch the video at
DUALIT.COM/COFFEE-MACHINE



Café Cino

CAPSULE MACHINE



INTELLIGENT CHOICE:

Compatible with Dualit and Nespresso®* capsules, the Café Cino offers the choice of making coffee or tea. Purchase Dualit capsules online, on the high street or in supermarkets for ultimate convenience.

PRECISION EXTRACTION:

Precise Dosing control - extracts the perfect measure of espresso, lungo, Americano or tea. Programmable Memory - select more or less in your cup with programmable dosing memory.

TEAVOLUTION™:

Dedicated tea button that boosts the water to optimum brewing temperature for those who like it extra hot.

YOUR OWN KITCHEN CAFÉ:

The built-in milk frother creates dense, velvety foam, heated by steam for a professional result. Make cappuccinos, lattes or hot milkshakes in no time, with an option to further boost the temperature of the milk. Cool down with the Café Cino's cold froth function for silky smooth shakes.



watch the video at DUALIT.COM/CAFE-CINO



- Compatible with Dualit NX® Coffee Capsules, Dualit Fine Tea Capsules and Nespresso® capsules
- Built in milk frother with jug (air volume 500ml)
- Precise, automatic dose control
- Programmable dosing memory
- Thermobloc heating system
- Dedicated espresso, lungo, cappuccino and latte settings
- Teavolution™; dedicated tea function with temperature boost
- Cold, frothed milk option for milkshakes
- Temperature boost option for frothed milk
- 19 BAR pump
- Descal warning light and descaling program
- 800ml removable water tank & lid
- Removable capsule basket & drip tray
- Auto switch-off after ten minutes

Café Plus

CAPSULE MACHINE

INTELLIGENT CHOICE:

Compatible with Dualit and Nespresso®* capsules, the Café Plus offers the choice of making coffee or tea. Purchase capsules online, on the high street or in supermarkets for ultimate convenience.

PRECISION EXTRACTION:

Precise Dosing control - extracts the perfect measure of espresso, lungo, Americano or tea. Programmable Memory - select more or less in your cup with programmable dosing memory.

TEAVOLUTION™:

Dedicated tea button that boosts the water to optimum brewing temperature for those who like it extra hot.



Coffee

PERCOLATOR

- Automatic off after 45 minutes
- On and off switch function on base
- Makes up to 10 cups
- Heat up time: 10 mins
- Capacity: 1.5 litres
- Neon light turns orange while brewing and green when ready to drink
- Concealed heating element for easy cleaning
- Transparent lid allows you to monitor the strength of the coffee
- Compatible with ground coffee and tea bags
- Oversized non-drip spout
- Heatproof handle and large, heatproof ball knob with finger-guard

Dualit's cordless Percolator is the perfect coffee machine for large parties. It provides up to 10 cups of coffee in just 10 minutes, and then keeps the rest hot and ready to drink for another 35 minutes. With on/off button functionality and automatic off after 45 minutes it's a kitchen must have and stylish enough to take straight to the table.



Cafetière

8 CUP CAPACITY

PATENTED DOUBLE FILTER TECHNOLOGY:

A cleaner cup of coffee or tea from start to finish.

Approx 22% increased filtration.**

DOUBLE WALL INSULATION:

Keeps your coffee or tea 18% hotter**

Cool to touch body, more than 60% cooler**

**vs a conventional glass cafetière



- Double filter technology
- Double wall insulation
- 8 cup capacity (880ml)
- Suitable for coffee or tea
- Shatterproof high-quality stainless steel
- Dishwasher safe
- BPA Free



watch the video at
DUALIT.COM/CAFETIERE



MILK *Frother*

TRIPLE FUNCTION

ONE-TOUCH:


Patented dual speed motor quietly makes heated milk, frothed hot milk, or cold froth, all at a press of a button.

INGENIOUS DESIGN:

The patented removable whisk uses magnetism to give a fully sealed drive.

EASY TO USE:

Stylish cordless jug switches off automatically when it reaches the perfect temperature.



- One-Touch Triple Function
- Patented dual speed motor
- Patented removable whisk
- Generous capacity: 500ml*
- Non-stick interior coating
- Automatic switch off
- Cordless convenience
- Non-slip rubber feet

* Maximum volume after heating cycle



watch the video at
DUALIT.COM/MILK-FROTHER



CONICAL *Burr*

COFFEE GRINDER

Dualit's Burr Grinder produces consistent ground coffee every time, preserving the maximum aroma of the bean through faultless temperature control.

PORTION CONTROL:

Convenient portion selector delivers only what you require each time, ensuring your beans are always freshly ground.

10 GRIND SETTINGS:

Covers all your coffee equipment needs, whether coarse (for percolators and cafetières), medium (for filter machines) or fine (for espresso makers).



OSCAR BAGS

OSCAR Water Softening Bags are placed in your coffee machine's water tank and work to soften the water, reducing limescale build-up. Suitable for all Dualit pump espresso coffee machines with water tanks, each bag lasts for one year and is available from our website.



KILROCK DESCALER

Limescale is one of the leading causes of coffee machines breaking down. To reduce limescale build-up in your coffee machine, we recommend descaling at least once a month with Kilrock Espresso and Coffee Machine Descaler, available from our website.

Cino™

MILK STEAMER

- Freestanding portable and compact unit
- Mains plugged unit
- Thermobloc element for continuous steam
- Descale function with advance warning light
- 1 Litre tank capacity
- 1450W
- Powerful pump for plentiful steam
- Perfect for making cappuccinos, babyccinos, flat whites and lattes
- Frees up the coffee machine for more use
- Blue light indicator when ready
- Low water indicator flashes red
- Includes milk frothing jug
- Includes thermometer
- Includes three water filters



BARISTA KIT

Milk Frothing Jug, Chocolate Shaker and Thermometer - everything you need to make your perfect coffee a work of art.



MILK FROTHING JUG

Create coffee shop quality cappuccinos and velvety smooth lattes.

BEAN TO GO

ESPRESSO-AUTO

COFFEE MACHINE

CAFÉ CINO

CAFÉ PLUS

CHOOSE YOUR COFFEE MACHINE

	Power (kW)	Capacity (Litre)	Dimensions WxDxH (cm)	Weight (Kg)	Coffee type			Bar pressure
					Capsules*	ESE	Ground	
BEAN TO GO	1.47	1.2	18 x 42 x 34	8.3	○	○	●	19
ESPRESSO-AUTO	1.35	1.5	21 x 26 x 33	7.1	●	●	●	19
COFFEE MACHINE	1.25	1.5	21 x 26 x 33	5.6	●	●	●	15
CAFÉ CINO	1.05	0.8	18 x 37 x 25	4.0	●	○	○	19
CAFÉ PLUS	0.90	0.8	11 x 37 x 25	3.3	●	○	○	19
COFFEE PERCOLATOR	0.90	1.5	17 x 21 x 29	1.4	○	○	●	-
CAFETIÈRE	-	0.8	13 x 17 x 23	0.9	○	○	●**	-

* NX®, Fine Tea and Nespresso® capsules, please refer to individual machine manuals for compatibility.

Nespresso® is a registered trademark of Société des Produits Nestlé S.A.

CHOOSE YOUR COFFEE ACCESSORIES

	Power (kW)	Capacity (ml)	Dimensions WxDxH (cm)	Weight (Kg)	Approx heat up time (min)
MILK FROTHER	0.5	500***	17 x 12 x 20	1.0	2.00
CINO MILK STEAMER	1.45	850	14 x 31 x 34	5.6	1.00
	Power (kW)	Hopper capacity (g)	Collector capacity (g)	Dimensions WxDxH (cm)	Weight (Kg)
COFFEE GRINDER	0.15	250	220	15 x 19 x 28	1.8

*** Maximum volume after heating cycle

COFFEE PERCOLATOR



CAFETIÈRE



MILK FROTHER



CINO MILK STEAMER



COFFEE GRINDER



Heat source	Cups produced	Heat up time (approx)	NX [®] adaptor	Pure Pour [®]	Automatic purge	Milk frother	Non slip mat
Thermobloc	1	40 sec	○	○	●	●	○
Thermobloc	1-2	45 sec	●	●	●	●	●
Thermobloc	1-2	45 sec	●	●	●	●	●
Thermobloc	1	40 sec	-	-	●	●	○
Thermobloc	1	40 sec	-	-	-	○	○
Element	10-12	7-10 min brew	-	-	-	-	-
-	8	-	-	-	-	-	-

* Also compatible with loose leaf tea

Frothing process	Heated milk	Hot frothed milk	Cold frothed milk	Non stick	Auto off	Cool touch body	Boil dry
Heat & whisk	●	●	●	●	●	●	●
Steam	●	●	○	○	○	●	○
Grind settings	Grinding speed (rpm)	Conical burr	Removable burr	Safety cut out	Portion control		
10	450	●	●	●	●		

● Yes ○ No

Products and colours correct at time of print



Cooking

ESSENTIALS

FOOD PREP COLLECTION

Blend, chop, mix, knead, juice and bake - we've got it covered! Eat well every day with our range of mixers, blenders, juicer and mini oven. Make cooking easier so you can spend more time enjoying your culinary creations.

Release THE NUTRITION

BLENDER

How to get your 5 a day

It is recommended we eat between five and seven portions of fruit and vegetables a day; how many do you eat? It's much easier to drink them rather than eat them, so blend your own nutritious smoothies and soups and getting your '5 a day' will be so much easier.



ICE CRUSH:

From ice cubes to snow drifts in just 10 seconds

AUTO PULSE:

A soft-start pulsing action that ensures the mixture has maximum contact with the blades for the smoothest results



vortecS®

POWERFUL NUTRITION EXTRACTION:

The powerful 1000W motor and VortecS multi-dimensional mix action makes light work of the toughest fruit and vegetables; the asymmetrical fins and six pronged blade blast the ingredients, breaking down the skin, seeds, nuts and pulp in seconds to release the nutrition locked inside, creating the smoothest liquid packed with nutrients.



watch the video at DUALIT.COM/BLENDER



WHAT IT MAKES:



Healthy smoothies



Creamy milkshakes



Sauces



Nutritious baby food



Soups



Batters



Dressings



Dips



Frozen desserts



Mousses



Cocktails



Crushed ice

Juicer

DUAL-MAX™



DUAL SPEED:

Adapt the juicing speed depending on whether you are juicing hard or soft fruits.

EASY CLEAN:

Each bowl and attachment is dishwasher safe. Less time cleaning, more time juicing!

INCREASED JUICE YIELD:




SINGLE
LAYER SIEVE



Dualit
DOUBLE
LAYER SIEVE

DOUBLE SIEVE TECHNOLOGY:

Two-stage extraction process for maximum juice yield.



STAGE 1:

Your chosen fruit is juiced

STAGE 2:

Any pulp remaining from the fruit after stage 1 is also juiced

Juice plan

Our three day juice and smoothie plan includes a selection of recipes designed to help you on your way to good health and wellbeing. It is easy to follow and uses a variety of fruit and vegetables to maximise the nutrition in your diet. Give it a go and kick start your healthy living plan.

[DUALIT.COM/JUICE-PLAN](https://dualit.com/juice-plan)

Get inspired with our recipe collection at
[DUALIT.COM/RECIPES](https://dualit.com/recipes)



5 a-day

HAND BLENDER

Soups, smoothies and beyond



watch the video at
DUALIT.COM/HAND-BLENDER

vortec®

NUTRI-VORTECS:

A six-pronged blade, internal fins and 700W of power force ingredients into the chopping zone to create the smoothest mixtures. Fruit and vegetables are given a power blast that releases the nutrition locked inside the pulp, skin and seeds.



If years of use eventually begin to take their toll, the Hand Blender is repairable.





BLENDING STICK & JUG

For heavy mixtures and solids to create the smoothest soups, smoothies and baby food.



CHOPPING BOWL

Chops everyday ingredients in seconds and creates dressings, dips and sauces.



BALLOON WHISK

Mixes cream, egg whites and cake batter to create the lightest sponges, meringues, soufflés and mousses.



For the full recipes visit:
DUALIT.COM/ARTICLES-AND-RECIPES

Bake off™

HAND MIXER

Be star baker everyday!



watch the video at
DUALIT.COM/HAND-MIXER



UNIQUE CORD TIDY:

Small but perfectly formed with a retractable cord and cleverly designed integral plug storage, creating less clutter and needing minimal storage space..

POWERFUL:

The 400W motor includes multiple speed settings - ideal for any task from whisking eggs to mixing dough, taking the chore out of baking.



If years of use eventually begin to take their toll, the Hand Mixer is repairable.



FLAT BEATERS

Perfect for mixing up cookie doughs and cake batters, liquids and creaming butter and sugar.



BALLOON WHISK

Use this for light and fluffy mixtures; whipping cream or whisking egg whites and meringues.



DOUGH HOOKS

Mixes dough for bread and pastry with minimal effort at slow speed for the best results.



For the full recipes visit:
DUALIT.COM



Bake off™

Preparing your own meals is so much easier with the right tools. Know exactly what is going into each bake, whether you're making a wholesome family dinner or a naughty sweet treat and save valuable time with your extra pair of "helping hands".

Get inspired with our recipe collection at [DUALIT.COM/RECIPES](https://dualit.com/recipes)



Mini Oven

18 L

Perfect for small kitchens, caravans and boats, cooking for one or additional oven space in a busy kitchen. Small in size but with a generous, 18 litre capacity.

FAST HEAT-UP TIME:

Heats to 180° in just three minutes and 230° in under five; perfect for when you need to be quick.

VERSATILE COOKING:


Defrost, grill, bake and convection functions will help you extend your menu even if you're short on kitchen space.



9" Pizza pan



Grill pan & rack



Wire shelf



BLENDER



DUAL-MAX™ JUICER



HAND BLENDER



CHOOSE YOUR BLENDER/JUICE EXTRACTOR

	Power (kW)	Capacity (Litre)		Dimensions WxDxH (cm)	Weight (Kg)
		Jug	Pulp container		
BLENDER	1.0	2.0	-	16x 21 x 40	3.7
DUAL-MAX™ JUICER	0.8	0.8	2.0	22x 46 x 40	4.6

CHOOSE YOUR HAND BLENDER/HAND MIXER

	Power (kW)	Capacity (Litre)		Dimensions WxDxH (cm)	Weight (Kg)	Anti suction	Replaceable parts
		Jug	Chopping container				
HAND BLENDER	0.7	1.0	0.6	6 x 13 x 38	0.9	●	●
HAND MIXER	0.4	-	-	20 x 15 x 10	1.5	-	●

* Excluding main body and gear box ** Food contact parts only

THE MINI OVEN

	Power (kW)	Capacity (Litre)	Dimensions WxDxH (cm)		Weight (Kg)
			External	Internal	
MINI OVEN	1.3	18.0	42 x 36 x 25	30 x 25 x 17	7.0

* From a standing start to 180°C

HAND MIXER



MINI OVEN



Ice crush	Auto pulse	Frothless juice	Variable speed	Removable blades	Safety interlock system
●	●	○	●	●	●
○	○	●	●	●	●

BPA free**	Anti pan scratch	Dishwasher safe	Variable speed	Accessories (included)			
●	●	●*	●	Blending stick	Chopping bowl	Balloon whisk	Blending jug
-	-	●*	●	Beaters	Balloon whisk	Dough hooks	

Heat up (min)	Cooking functions			Accessories (included)		
	Grill	Oven	Convection oven	9" Pizza pan	Grill pan & rack	Wire shelf
3*	●	●	●			

● Yes ○ No

Products and colours correct at time of print



FOR THE *Commercial* KITCHEN

CATERING COLLECTION

Dualit understands the needs of professional chefs, restaurants, cafés, pubs, bars, hotels and B&Bs, and has developed innovative and easy to use products that can withstand the demands of a commercial environment.

From grills to soup kettles to conveyor, contact and traditional toasters, your kitchen will run efficiently with Dualit.

Classic toasters



- Hand built in the UK. Each one is hand-assembled and features the assembler's individual mark on the base plate 
- Fully repairable or replaceable parts
- Patented ProHeat® elements
- Extra wide 28mm slots
- Adjustable rear foot
- Energy-efficient slot-selector control allows you to only toast what you need

- Mechanical timer allows you to control your browning preferences
- Manually operated ejector lever lets you check bread whilst toasting
- Defrost setting gently warms frozen bread ready for toasting

 watch the video at DUALIT.COM/CLASSIC-TOASTERS



2 slot toaster



3 slot toaster



4 slot toaster



6 slot toaster



2 slot sandwich



4 slot sandwich



4 slot bun



6 slot bun

PATENTED **PROHEAT**®



Dualit's patented ProHeat® elements are the key feature of the Classic Toasters. Their unique, armour-plated design protects the filaments from damage, whilst the extra 'winds per square cm' ensure that the bread is toasted more evenly.

PROTECTIVE COVERING:

The durable protective film keeps the filaments clean and makes our ProHeat® elements virtually unbreakable.

EVEN TOASTING:

No element has as many 'winds per square cm' as Dualit's ProHeat® element – which makes for the most evenly toasted bread.

REPLACEABLE ELEMENTS:

ProHeat® elements are replaceable to ensure minimal disruption to service.

Catering

POP-UP TOASTER

PROHEAT®:

Unique patented ProHeat® elements have a protective armour plated layer covering the filament making them virtually unbreakable.



POP-UP:

It couldn't be simpler: drop in the bread and lower the lever. The toast will automatically pop-up, browned to perfection, when ready.

REPLACEABLE PARTS:

Designed for continual, day in, day out use. However, if wear and tear eventually take their toll, virtually every part can be replaced.



watch the video at
DUALIT.COM/CATERING-TOASTER



30mm
spring loaded
slots

Control cover available
(optional extra)

**ELECTRONIC
BROWNING
CONTROL**
Auto adjusts the time
to ensure consistent
browning

Conveyor

TOASTER

FEED THE CROWDS:

Available in double slice width, this hard working toaster can produce around 360 slices of toast per hour. Radiant Quartz Red Heat elements heat up in 5-10 minutes.

ENERGY EFFICIENT:

Thermostatically controlled elements maintain the toasting temperature by cycling on and off when the toaster is idle, saving up to 20% on energy consumption. A 'stand by' mode saves 75% energy.

INDIVIDUAL CONTROLS

Individual element selectors enable toasting bread, buns and bagels on one side only. Other features include variable browning control, a safe load-up area and heated holding area.



DCT2T



CaféPro

CAPSULE MACHINE

The Dualit CaféPro Capsule Machine is ideal for small cafés, boutiques, salons, work place canteens, pubs, B&Bs and smaller catering outlets that want to operate a professional coffee service but lack the requirement for a full coffee-shop style set-up. With a double brew head and professional, boiler operated steam function, the machine can extract espressos whilst simultaneously frothing milk ready for a range of hot drinks.

CAPSULE CONVENIENCE:

The CaféPro is compatible with Dualit's NX[®] Coffee Capsules and Fine Tea Capsules as well as Nespresso^{®*} coffee capsules.

AN EFFICIENT MULTI-TASKER:

The CaféPro makes two espressos or lungos at a time, and the individually controlled steam wand allows you to create perfectly textured frothed milk whilst the coffee extracts, saving valuable time.

EASY OPERATION & FLEXIBLE USE

The CaféPro is a mains plugged unit and can be moved if required to free up space. The CaféPro is operated by a digital display with touch button menu options for ease of use.



watch the video at
DUALIT.COM/CAFEPRO

- Freestanding, portable, mains plugged machine
- Digital display with touch button operation
- Individually operated double brew head, steam wand and hot water wand
- Descale counter with advance warning light at 1500 extractions
- Machine lockout after 2000 extractions ready for descaling
- 2.7L tank capacity
- 20 bar pump
- Thermobloc heating element for each brew head
- 1.2L separate steam boiler
- Adjustable automatic standby after 30 mins
- Auto dose buttons for espresso or lungo extraction
- Adjustable temperature and volume settings
- 2 x 2 litre removable drip trays with drainage valves
- Two capsule baskets with 30 capsule capacity each
- Maximum daily usage should not exceed 100 capsules (50 per brew head)



Contact grills

PANINI & DOUBLE

Contact Grills play an essential role in the kitchen, useful throughout the day. The Dualit range includes the panini and a double grill for versatility. All have flat base plates and ribbed top plates for faster cooking time... because we know time is money.



watch the video at
DUALIT.COM/CONTACT-GRILLS



Double



Panini

Griddle

The Griddle boasts a stainless steel griddle plate specifically designed to ensure even heat across the entire cooking area. Its versatility means you can cook virtually anything from eggs and bacon to most fish, steaks and even onions and tomatoes.



Contact toaster

60 SANDWICHES PER HOUR

Makes delicious, sealed toasted sandwich triangles; their deep non-stick moulding and robust seal means that fillings can be extremely generous. The two hotplates can be operated individually to conserve energy.



MADE IN UK



Waffle iron

60 WAFFLES PER HOUR

Makes two rings of perfectly dimpled waffles, divided into four portions. Made from satin finish, top grade stainless steel, each plate has two layers of non-stick coating. The two hotplates can be operated individually to conserve energy.



MADE IN UK



2 IN 1

Toastie and Waffle maker

Enjoy the best of both worlds and save valuable kitchen counter space! Makes toasted sandwiches and waffles at the same time or separately as each plate has its own controls, along with non-stick hot plates for easy cleaning.



MADE IN UK



watch the videos at
DUALIT.COM/GRILLS-GRIDDLES-AND-IRONS



Soup kettle

11L, 10L, 6L

Our range of soup kettles are built for hard work, with solid cast aluminium outer bodies and stainless steel liners. All are fitted with long life heating elements and are ideal for use in the kitchen or front of house. The compact 6L wet-heat is perfect for foods that need moisture to heat, while the 10L dry heat holds beans, curries, stews and chillis at just the right temperature. The 11L wet and dry is a flexible kitchen workhorse.



watch the videos at
DUALIT.COM/SOUP-KETTLES



MADE IN UK



11L
Wet & dry heat



6L
Wet heat



10L
Wet heat



Cino™

MILK STEAMER

The Dualit Cino™ Milk Steamer is dedicated to creating professionally frothed and steamed milk for hot drinks. With continuous frothed milk available, your hot drinks service will be faster and more efficient, as your coffee machine is free to concentrate on making espressos. The Cino's sleek, stainless steel design will make it a stylish addition to your café, or even your own kitchen, for those who enjoy coffee shop style coffee at home.



watch the video at
DUALIT.COM/CINO



CLASSIC
TOASTER

CLASSIC
SANDWICH

CLASSIC
BUN



CHOOSE YOUR TOASTER

	Capacity (slices)	Power (kW)	Dimensions WxDxH (cm)	Weight (Kg)	Slices per hour (approx)
CLASSIC	2	1.5	26 x 21 x 22	3.5	80
	3	1.7	31 x 21 x 22	4.0	120
	4	2.2	36 x 21 x 22	4.2	160
	6	3.0	46 x 21 x 22	5.1	240
CLASSIC SANDWICH	2	1.5	31 x 21 x 22	4.8	80
	4	2.7	46 x 21 x 22	5.5	160
CLASSIC BUN	4 bun halves	1.0	36 x 21 x 22	4.5	88
	6 bun halves	1.5	46 x 21 x 22	5.5	133
CATERING POP-UP	4	2.7	35 x 36 x 23	7.6	240

THE CONVEYOR TOASTER

	Loading capacity (Slices)	Power (kW)	Dimensions WxDxH (cm)	Weight (Kg)	Slices per hour (approx)
DCT2T	2	2.8	37 x 64 x 40	20.0	360

THE CAFÉPRO CAPSULE MACHINE

	Tank capacity (ml)	Jug capacity (ml)	Power (kW)	Dimensions WxDxH (cm)	Weight (Kg)
CAFÉPRO	2700	1200	3.0	54 x 48 x 43	24

CHOOSE YOUR CONTACT GRILL

	Temp (range °C)	Power (kW)	Dimensions WxDxH (cm)	Weight (Kg)	Grilling area W x D (cm)
PANINI	50-300	2.2	51 x 45 x 21	20.0	34 x 23
DOUBLE	50-300	1.8 + 1.8*	64 x 43 x 21	28.5	47 x 23

*Uses two 13 amp plugs

Products and colours correct at time of print

CATERING POP-UP
TOASTER



CAFÉPRO



CONTACT GRILLS



CONVEYOR TOASTER



Proheat® elements	Replaceable parts	All metal body	Hand built	Peek & Pop®	Defrost setting	Bagel/bun setting
●	●	●	●	●	●	NewGen
●	●	●	●	●	●	○
●	●	●	●	●	●	NewGen
●	●	●	●	●	●	○
●	●	●	●	○	○	○
●	●	●	●	○	○	○
●	●	●	●	●	○	●
●	●	●	●	●	○	●
●	●	●	○	○	○	○



Quartz elements	Manually adjustable	Auto control	Bagel/bun setting	Quick start	Power saver	Safety cut-out	Cool touch
●	○	●	●	●	●	●	●



Free standing	Thermobloc element	NX Capsules	Nespresso®* Capsules	Milk frother	Descale cycle
●	●	●	●	●	●



Replaceable parts	Permant isolator	13 amp plug	Cast iron plates	Ribbed top Flat bottom	Heating light	Cleaning brush
●	●	●	●	●	●	●
●	●	●	●	●	●	●

● Yes ○ No

CONTACT TOASTER



WAFFLE IRON



2 IN 1 TOASTIE & WAFFLE MAKER



GRIDDLE



CHOOSE YOUR CONTACT TOASTER

	Capacity (slices)	Power (kW)	Dimensions WxDxH (cm)	Weight (Kg)	Output per hour
CONTACT TOASTER	1/2	1.6	40 x 22 x 19	6.0	60
WAFFLE IRON	1/2	1.6	40 x 22 x 19	5.5	60
2 IN 1 TOASTIE & WAFFLE MAKER	1/2	1.6	40 x 22 x 19	6.0	30 toasties 30 waffles

THE GRIDDLE

	Temp (range °C)	Power (kW)	Dimensions WxDxH (cm)	Weight (Kg)	Grilling area W x D (cm)
GRIDDLE	50-300	2.4	55 x 45 x 25	10	52 x 33

CHOOSE YOUR SOUP KETTLE

	Capacity (Litre)	Power (kW)	Dimensions WxH (cm)	Weight (Kg)
6 L SOUP	6	0.30	36 x 25	3.4
10 L SOUP	10	0.40	34 x 34	4.6
11 L SOUP	11	0.85	38 x 34	8.0

THE CINO MILK STEAMER

	Tank capacity (ml)	Jug capacity (ml)	Power (kW)	Dimensions WxDxH (cm)	Weight (Kg)
CINO	850	850	1.45	14 x 31 x 34	5.6

SOUP KETTLE

CINO MILK STEAMER



Replaceable parts	All metal body	Toasted sandwiches	Waffle plates	Non-stick coating	Independent control	Non slip feet
●	●	●	○	●	●	●
●	●	○	●	●	●	●
●	●	●	●	●	●	●

Adjustable thermostat	Drip tray	Heating light	Easy to use controls	Non slip feet	Heatproof handle	Overheat cut-out
●	●	●	●	●	●	●

Wet heat	Dry heat	Longlife elements	Pressed body	Cast body	Stainless steel liner	Variable simmerstat	Safety cut-out
●	○	●	●	○	●	●	●
●	○	●	●	○	●	●	●
●	●	●	○	●	●	●	●

Free standing	Thermobloc element	Ready indicator	Low water indicator	Accessories (included)		
●	●	●	●	Frothing Jug	1 x Thermometer	3 x Water Filters

● Yes ○ No

Products and colours correct at time of print

BEFORE FIRST USE, DON'T FORGET TO REGISTER YOUR PRODUCT!

Take just 60 seconds to register your product with us and take advantage of these benefits from Dualit:

1 Fast and efficient customer service, important safety advice, access to manuals and product information should you require assistance with your purchase

2 Access to a library of mouth-watering recipes and regular articles from leading chefs, food critics and industry experts

3 Be the first to hear about exciting new Dualit products

Dualit recommends safety first: please register your product so that we can contact you in the unlikely event that a safety notification is issued. Remember to keep your receipt as proof of purchase.

WWW.DUALIT.COM/REGISTER

Register 
my appliance

BE SAFE AND #BEAWARE

Stay safe when using electrical appliances at home – read our guide to using Dualit products safely, as well as important general electrical safety advice.

WWW.DUALIT.COM/BE-AWARE



Bean to Go

COFFEE MACHINE

